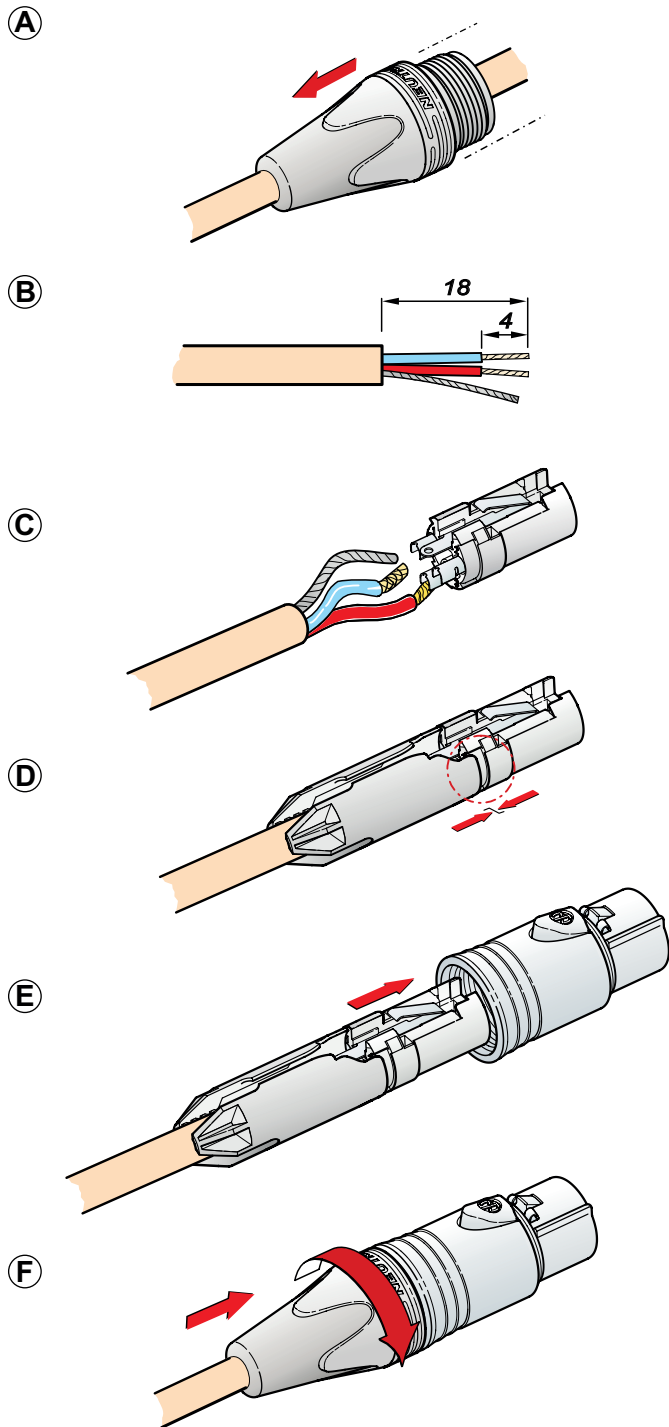




# Assembly Instruction

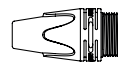
## Neutrik NC4MXX



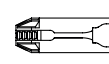
- (A)** Slide the boot onto the cable.
- (B)** Prepare cable as shown.
- (C)** Insert wires into the terminals and solder them.
- (D)** Put chuck onto the cable.  
**Attention: Pay attention to the guiding key.**
- (E)** Slide insert and chuck together into the housing.
- (F)** Finish the installation by turning the bushing onto the connector.

### ORDER OF ASSEMBLY

#### NC \* FXX



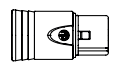
bushing



chuck



insert



housing

#### NC \* MXX

